



# AGENDA

## Middle Rogue Metropolitan Planning Organization

### Policy Committee

---

**Date: Thursday, September 21, 2023**      **Time: 2:30 p.m.**

#### Join In-Person

**Location:** Ridge Room Conference Room, Grants  
Pass City Hall, 101 NW A St, Grants  
Pass, OR

**Transit:** Served by JCT Routes #10, 20, 35, 40,  
50, 80 and 100. Paratransit services are  
available for qualified individuals.

**Contact:** RVCOG: 541-423-1375

#### Or via Zoom

**Meeting ID:** 845 5578 6528

**Phone #:** +1 669 444 9171

**Zoom Link:**  
<https://us06web.zoom.us/j/84555786528>

**Website:** [www.mrmmpo.org](http://www.mrmmpo.org)

IN COMPLIANCE WITH THE AMERICANS WITH DISABILITIES ACT, IF YOU NEED SPECIAL ASSISTANCE TO PARTICIPATE IN THIS MEETING, PLEASE CONTACT RVCOG, 541-664-6674. 48 HOURS ADVANCE NOTICE IS PREFERABLE, AND WILL ENABLE US TO MAKE REASONABLE ARRANGEMENTS

---

#### **1. Call to Order / Introductions / Review Agenda**

**Chair**

### Consent Agenda

#### **2. Review / Approve Minutes**

**Chair**

Attachment: [#1 MRMPO Policy Meeting Draft Minutes 08/17/2023](#)

### Action Items

#### **3. Federal Aid Urban Boundary**

**Karl Welzenbach**

**Background:** Federal Aid Urban Boundaries help determine which roads are eligible for federal aid. In rural areas only major collectors and above (arterials, etc.) are eligible. In urban areas, minor collectors and above are eligible for federal funds. This exercise is to “smooth” the urban boundaries as defined by the U.S. Census Bureau.

**Attachment:** [#2 Draft Map](#)  
[#3 Interactive Map](#)

**Action Requested:** Recommendation of the modified FAUB



# AGENDA

## Middle Rogue Metropolitan Planning Organization

### Policy Committee

#### Discussion Items

##### 4. Fund Exchange Program Update

Ryan MacLaren

Background: Over the past few years, the Oregon Department of Transportation (ODOT) has been working with the Association of Counties (AOC) and the League of Oregon Cities (LOC) to revise the Fund Exchange program to address the declining state highway funds and its impact on the program. The 2023 Oregon legislature authorized HB2101. This new bill provides more stability to the Fund Exchange program by allocating \$35 million of HB2017 dollars each year to eligible cities and counties.

Attachment: [#4 Update Memo](#)

##### 5. Public Comment

Chair

#### Regular Updates

##### 6. MRMPO Update

Ryan MacLaren

##### 7. Other Business / Local Business

Chair

Opportunity for MRMPO member jurisdictions to talk about transportation planning projects

##### 8. Adjournment

Chair

#### Scheduled Meetings

MRMPO TAC	October 5, 2023	1:30 p.m.
MRMPO CAC	October 12, 2023	2:00 p.m.
MRMPO Policy Meeting	October 19, 2023	2:30 p.m.

All meetings are available in-person and online via Zoom unless otherwise noted.



## SUMMARY MINUTES

### Middle Rogue Metropolitan Planning Organization Policy Committee

**Date: Thursday, August 17, 2023**

Attendees:

Voting Members	Organization	Phone Number
Melia Biedscheid	Gold Hill	855-1525
Valerie Lovelace, Chair	Grants Pass	479-0952
Rick Riker	Grants Pass	479-7333
Pam VanArsdale, Vice Chair	Rogue River	660-4414
Rick Dyer	Jackson County	774-6118
Eric Heesacker	Josephine County	474-5460
Robert Brandes	Josephine County	474-5460
Mike Baker	ODOT	957-3658

Alternate Members	Organization	Phone Number
Steve Lambert	Jackson County	

Staff	Organization	Phone Number
Karl Welzenbach	RVCOG	423-1360
Ryan MacLaren	RVCOG	423-1338
Kelsey Sharp	RVCOG	423-1375
Yazeed Alrashdi	RVCOG	423-1378

Interested Parties	Organization
Jerry Marmon	ODOT
Darrin Neavoll	ODOT
Ian Horlacher	ODOT

**MRMPO Policy Committee Minutes – Thursday, August 17, 2023**

[Agenda Packet](#)

[Meeting Audio](#)

**1. Call to Order at 2:32 P.M. / Introductions / Review Agenda 00:00 – 01:20**

Quorum: Gold Hill, Grants Pass, Rogue River, Jackson County, Josephine County, ODOT

**2. Review / Approve Minutes 01:20 – 01:40**

- 01:30** Robert Brandes moved to approve the July 20, 2023, MRMPO Policy Committee Meeting Minutes as presented. Seconded by Mike Baker.  
No further discussion.  
Motion passed unanimously by voice vote.



## SUMMARY MINUTES

### Middle Rogue Metropolitan Planning Organization Policy Committee

---

#### Discussion Items

**3. FAUB/FFC 01:40 – 38:51**

**4. Public Comment 38:51 – 38:53**

*Ride the Rogue is happening in September! Go to [RidetheRogue.com](https://RidetheRogue.com) for more info!*

#### Regular Updates

**5. MPO Planning Update 38:53 – 39:23**

*Updates provided by Ryan MacLaren regarding STBG funds.*

**6. Other Business / Local Business 39:23 – 52:28**

*Updates from Jackson County, Rogue River, Gold Hill, Josephine County, ODOT,*

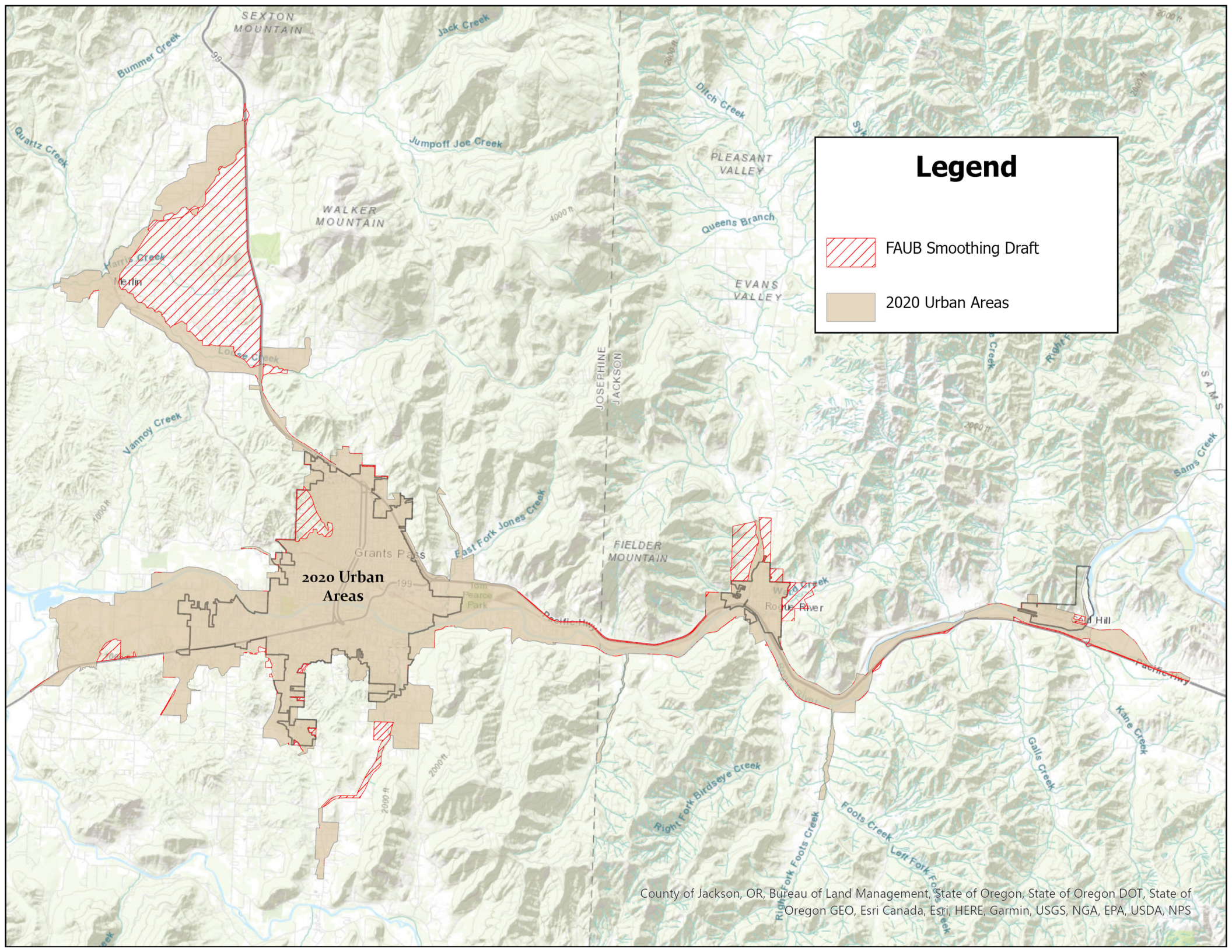
**7. Adjournment**

3:24 p.m.



#### Scheduled Meetings

MRMPO TAC	September 7, 2023	1:30 p.m.
MRMPO CAC	September 14, 2023	1:30 p.m.
MRMPO Policy Meeting	September 21, 2023	2:30 p.m.





## Legend

-  FAUB Smoothing Draft
-  2020 Urban Areas





# Oregon

Tina Kotek, Governor

Department of Transportation  
Statewide Investments Section  
355 Capitol ST NE, MS 21  
Salem, Oregon, 97301-4178

To: Brian Worley, Association of Counties  
Jim McCauley, League of Oregon Cities

From: Jeff Flowers  
Statewide Investments Section Manager

RE: Fund Exchange Program Changes

---

## **Background:**

Over the past few years, the Oregon Department of Transportation (ODOT) has been working with the Association of Counties (AOC) and the League of Oregon Cities (LOC) to revise the Fund Exchange program to address the declining state highway funds and its impact on the program.

The 2023 Oregon legislature authorized HB2101. This new bill provides more stability to the Fund Exchange program by allocating \$35 million of HB 2017 dollars each year to eligible cities and counties.

## **New Process**

### Start Date of New Process:

HB 2101 (\$35 million) will be made available starting in 2023. There is no exchange rate applied to these funds. The new 2023 allocations are part of this memo and will be posted online.

### Eligibility of Funds:

All funding must be used in accordance with Article IX, section 3a, of the Oregon Constitution. No other restrictions apply.

### Allocation Process/Timeline:

ODOT, AOC and LOC will determine the funding allocation process and calculation method to be used and will document its decision in an agreement. Annual allocations amounts will be published in January of each calendar year by ODOT.

Payments to local agencies will be issued in January of each calendar year. There will no longer be a requirement for each local agency to enter into FEX master grant agreements or submit a funding request letter in order to receive their allocations.



# Oregon

Tina Kotek, Governor

Department of Transportation  
Statewide Investments Section  
355 Capitol ST NE, MS 21  
Salem, Oregon, 97301-4178

## 2023 Reconciliation:

Some local agencies have already exchanged their 2023 allocations. ODOT will be working to reconcile the amount already exchange versus the amount an agency should have received based on the \$35 million allocation.

If an agency is owed money, ODOT will send payment to the agency by September 30, 2023. If the amount received from the 2023 allocation is greater than what should have been received for 2023, then ODOT will deduct the differential from the 2024 allocations. ODOT will not be requesting any repayments for 2023.

## Contingency funding if \$35M of HB 2017 is Unavailable:

In the event that \$35 million is not available to be distributed in accordance with HB 2101, ODOT will make-up the difference between the available state funding with federal surface transportation funding on a dollar for dollar basis. If federal funding is allocated to local agencies, ODOT and the local agencies must enter into project agreements prior to distribution.

## Old Allocations/Prior Balances (2022 and prior):

All 2022 and prior allocations must be exchanged by December 31, 2024. Allocations will be exchanged following the rate established for that year. Any balance not exchanged by December 31, 2024 will no longer be eligible to be exchanged for state funds or considered part of a local agencies or MPO's allocation.

Any program questions can be directed to Hope Derrickson at ODOT. Her contact information is as follows [hope.derrickson@odot.oregon.gov](mailto:hope.derrickson@odot.oregon.gov).

.

## 2023 Fund Exchange Program - City Allocations

<b>Allocation to the Cities</b>	<b>\$14,000,000</b>
Less LOC Contribution to ODOT for Local Program Support positions	(\$140,000)
Less funds for LOC Senior Staff Assoc.	(\$210,000)
Less T2 Center	(\$25,000)
<b>Total</b>	<b>\$13,625,000</b>
<b>Amount allocated to MPOs</b>	<b>(\$6,061,146)</b>
<b>Amount allocated to Cities</b>	<b>\$7,563,854</b>

<b>URBAN AREA</b>	<b>POPULATION ***</b>	<b>PERCENT OF TOTAL</b>	<b>2023 ALLOCATION</b>
ALBANY		0.00%	\$0
ASTORIA	10,197	1.72%	\$129,841
BAKER CITY	10,178	1.71%	\$129,599
BROOKINGS	6,809	1.15%	\$86,701
CANBY	18,754	3.16%	\$238,799
COOS BAY	16,005	2.69%	\$203,795
COTTAGE GROVE	10,792	1.82%	\$137,417
CRESWELL	5,684	0.96%	\$72,376
DALLAS	17,320	2.92%	\$220,539
ESTACADA	5,014	0.84%	\$63,844
FLORENCE	9,600	1.62%	\$122,239
GRANTS PASS		0.00%	\$0
HERMISTON	19,696	3.32%	\$250,794
HOOD RIVER	8,259	1.39%	\$105,164
INDEPENDENCE	10,081	1.70%	\$128,364
JUNCTION CITY	7,032	1.18%	\$89,540
KLAMATH FALLS	22,022	3.71%	\$280,411
LA GRANDE	13,087	2.20%	\$166,640
LEBANON	19,122	3.22%	\$243,485
LINCOLN CITY	10,067	1.69%	\$128,185
MADRAS	7,717	1.30%	\$98,262
MCMINNVILLE	34,251	5.77%	\$436,126
MILTON-FREEWATER		0.00%	\$0
MOLALLA	10,207	1.72%	\$129,968
MONMOUTH	11,142	1.88%	\$141,874
NEWBERG	25,376	4.27%	\$323,118
NEWPORT	10,591	1.78%	\$134,858
NORTH BEND	10,375	1.75%	\$132,107
ONTARIO	11,816	1.99%	\$150,456
PENDLETON	17,169	2.89%	\$218,617
PHILOMATH	5,682	0.96%	\$72,350
PRINEVILLE	11,042	1.86%	\$140,600
REDMOND	36,122	6.08%	\$459,950
ROSEBURG	23,701	3.99%	\$301,790
SANDY	12,869	2.17%	\$163,864
SCAPPOOSE	8,016	1.35%	\$102,070
SEASIDE	7,157	1.20%	\$91,132
SHERIDAN	6,377	1.07%	\$81,200
SILVERTON	10,591	1.78%	\$134,858
ST. HELENS	14,560	2.45%	\$185,396



2023 Fund Exchange Program - City Allocations

Allocation to the Cities	\$14,000,000
Less LOC Contribution to ODOT for Local Program Support positions	(\$140,000)
Less funds for LOC Senior Staff Assoc.	(\$210,000)
Less T2 Center	(\$25,000)
Total	\$13,625,000
Amount allocated to MPOs	(\$6,061,146)
Amount allocated to Cities	\$7,563,854

URBAN AREA	POPULATION ***	PERCENT OF TOTAL	2023 ALLOCATION
STAYTON	8,265	1.39%	\$105,240
SUTHERLIN	8,909	1.50%	\$113,440
SWEET HOME	9,893	1.67%	\$125,970
THE DALLES	16,047	2.70%	\$204,330
TILLAMOOK	5,338	0.90%	\$67,970
VENETA	5,271	0.89%	\$67,117
UMATILLA	7,520	1.27%	\$95,754
WARRENTON	6,352	1.07%	\$80,881
WINSTON	5,700	0.96%	\$72,579
WOODBURN	26,250	4.42%	\$334,247
TOTAL	594,025	100.00%	\$7,563,857

## 2023 Fund Exchange Program - Small MPO Allocations

<b>MPO Areas (50K - 200K pop)</b>	<b>Population</b>	<b>Percent of Total</b>	<b>Fund Allocation</b>
Bend	108,299	10.12%	\$1,379,001.00
Corvallis	67,599	6.32%	\$860,750.00
Medford	171,037	15.98%	\$2,177,849.00
Rainier	1,913	0.18%	\$24,359.00
Albany	65,265	6.10%	\$831,035.00
Grants Pass	54,752	5.12%	\$697,173.00
Milton-Freewater	7,145	0.67%	\$90,979.00
<b>Total</b>	<b>\$476,010</b>	<b>44.49%</b>	<b>\$6,061,146</b>

2023 Fund Exchange Program - County Allocations

Allocation to the Counties:	\$21,000,000
LESS:	
FUNDING FOR LOCAL GOVERNMENT POSITIONS (ODOT)	(\$210,000)
T2 CENTER	(\$100,000)
COUNTY ROADS PROGRAM	(\$1,855,000)
BALANCE FOR DISTRIBUTION	\$18,835,000

COUNTY	25% DIST. EQUALLY	PERCENT POPULATION	60 % DIST. BY POPULATION	PERCENT RURAL MILES	15% DIST. BY MILEAGE	2023 ALLOCATION
BAKER	\$130,799	0.67%	\$75,255	3.41%	\$96,400	\$302,454
BENTON	\$130,799	1.64%	\$185,343	1.61%	\$45,488	\$361,629
CLACKAMAS	\$130,799	8.25%	\$932,674	5.32%	\$150,423	\$1,213,896
CLATSOP	\$130,799	1.77%	\$199,592	0.83%	\$23,443	\$353,834
COLUMBIA	\$130,799	2.84%	\$321,260	1.99%	\$56,085	\$508,144
COOS	\$130,799	3.86%	\$436,689	2.04%	\$57,747	\$625,234
CROOK	\$130,799	1.44%	\$162,629	1.79%	\$50,695	\$344,123
CURRY	\$130,799	1.68%	\$189,805	0.82%	\$23,191	\$343,795
DESCHUTES	\$130,799	5.88%	\$664,129	3.43%	\$96,884	\$891,811
DOUGLAS	\$130,799	7.31%	\$826,481	4.19%	\$118,455	\$1,075,734
GILLIAM	\$130,799	0.20%	\$22,964	1.58%	\$44,563	\$198,325
GRANT	\$130,799	0.72%	\$81,382	1.86%	\$52,427	\$264,608
HARNEY	\$130,799	0.75%	\$84,885	3.09%	\$87,379	\$303,063
HOOD RIVER	\$130,799	1.56%	\$176,020	0.74%	\$20,938	\$327,756
JACKSON	\$130,799	4.73%	\$534,890	3.65%	\$103,008	\$768,697
JEFFERSON	\$130,799	1.71%	\$193,398	2.26%	\$63,798	\$387,994
JOSEPHINE	\$130,799	3.91%	\$442,304	2.10%	\$59,321	\$632,424
KLAMATH	\$130,799	4.76%	\$538,343	3.29%	\$92,824	\$761,966
LAKE	\$130,799	0.81%	\$92,093	2.76%	\$77,900	\$300,792
LANE	\$130,799	7.67%	\$866,552	5.47%	\$154,672	\$1,152,023
LINCOLN	\$130,799	3.01%	\$340,632	1.23%	\$34,669	\$506,099
LINN	\$130,799	4.92%	\$555,683	4.09%	\$115,599	\$802,081
MALHEUR	\$130,799	2.01%	\$227,264	6.63%	\$187,199	\$545,261
MARION	\$130,799	6.47%	\$731,451	4.13%	\$116,634	\$978,884
MORROW	\$130,799	1.26%	\$142,301	3.69%	\$104,236	\$377,336
MULTNOMAH	\$130,799	0.85%	\$95,894	0.93%	\$26,254	\$252,947
POLK	\$130,799	1.84%	\$208,070	1.80%	\$50,716	\$389,584
SHERMAN	\$130,799	0.19%	\$21,489	1.70%	\$47,889	\$200,177
TILLAMOOK	\$130,799	2.75%	\$311,158	1.23%	\$34,783	\$476,739
UMATILLA	\$130,799	2.88%	\$325,855	6.43%	\$181,625	\$638,278
UNION	\$130,799	1.32%	\$148,754	2.23%	\$63,009	\$342,562
WALLOWA	\$130,799	0.74%	\$83,713	2.72%	\$76,881	\$291,393
WASCO	\$130,799	1.05%	\$118,638	2.51%	\$70,871	\$320,307
WASHINGTON	\$130,799	4.17%	\$471,096	4.98%	\$140,653	\$742,547
WHEELER	\$130,799	0.15%	\$16,398	1.00%	\$28,300	\$175,496
YAMHILL	\$130,799	4.21%	\$475,916	2.49%	\$70,291	\$677,006
TOTAL	\$4,708,750	100.00%	\$11,301,000	100.00%	\$2,825,250	\$18,834,999